

WHID INSTALLATION with PUSH FITTINGS

WHID



Steps


1

Tighten PUSH FIT FITTINGS
onto UNIONS
(recommend Loctite)





2

A) Tighten UNIONS onto
VALVES
&
B) Measure Pipe with
Finished Valve



3

Cut Pipe



4

Install Push-Fit Fittings
& Unions
On pipe



5

Install Valves



For more info, please visit stopwaterheaterleaks.com